

REPORTS ON HIGHER EDUCATION MANAGEMENT INFORMATION SYSTEM  
(HEMIS)-2082/083

Submitted to:  
University Grants Commissions (UGC)  
Sanothimi, Bhaktapur, Nepal

Prepared by:  
Sunkoshi Kalika Multiple Campus  
Sunkoshi R.M.-03, Okhaldhunga, Nepal  
Email: [skmcampus2021@gmail.com](mailto:skmcampus2021@gmail.com)  
Website: [www.sunkoshikalika.edu.np](http://www.sunkoshikalika.edu.np)



May 2026

## Acknowledgement

Firstly, I would like to express my sincere gratitude to entire academic and administrative team for their continuous support and valuable guidance throughout the data collection and reporting process.

I express my heartfelt thanks to all faculty members and administrative staff for their cooperation in providing accurate data for the preparation of this report. Their commitment to maintaining quality records is highly appreciated.


Furthermore, I would like to acknowledge University Grants Commission (UGC) for providing the HEMIS framework and necessary guidance which supports maintaining the standard institutional data.

This report is the outcome of collective efforts, and I sincerely appreciate all those who have contributed directly or indirectly to its completion.

Kamal Bhusal

Focal Person

Sunkoshi Kalika Multiple Campus



## Table of Contents

List of Tables.....	iv
Section 1: Introduction.....	5
Section 2: Campus' Program Details .....	5
Section 3: Student Enrollment .....	6
Section 4: Pass Rate .....	7
Section 5: Graduates .....	7
Section 6: Gender Parity Index (GPI).....	8
Section 7: Public Financing .....	8
Section 8: Teacher and Staff Details .....	9
Section 9: Student–Teacher Ratio .....	10
Section 10: Student Enrollment Trends .....	10
ANNEXES .....	11

Gr



List of Tables

Table 1: Campus' Program Details ..... 5

Table 2: Students Enrollment in Bachelor of Education (B.Ed.) ..... 6

Table 3: Students Enrollment in Bachelor of Business Studies (BBS)..... 6

Table 4: Students Enrollment in Master of Education (M.Ed.) ..... 7

Table 5: Total Graduates Students in 2024/25 ..... 7

Table 6: Gender Parity Index (GPI) ..... 8

Table 7: Teacher and Staff Details ..... 9

Table 8: Students Enrollment Trends ..... 10

Grr



## Section 1: Introduction

Sunkoshi Kalika Multiple Campus has developed a customized application to support its academic and administrative operations in line with the reporting requirements of the University Grants Commission (UGC) Education Management Information System (EMIS). This system is designed to improve data management by ensuring accuracy, timely reporting, and smooth data exchange between the campus and the UGC.

The application includes several integrated modules, such as a Student Information Module, a Teacher and Staff Management Module, and an Analytical Reporting Module. It allows the campus to maintain a centralized database and supports automatic updates to the UGC system through API integration. As a result, it provides real-time access to information for effective decision-making, monitoring, and compliance.

By using this system, the campus aims to increase transparency, improve the reliability of data, and promote evidence-based planning. It also enables the preparation of standardized reports required by the UGC EMIS, ensuring that institutional data is well-organized and readily available for submission and review.

## Section 2: Campus' Program Details

Sunkoshi Kalika Multiple Campus had run three programs. All the programs are run under the affiliation of Tribhuvan University.

Table 1: Campus' Program Details

S. N	Faculty	Program	Affiliation	Affiliation Date
1	Faculty of Education	Bachelor of Education	Tribhuvan University	2064/06/20
2	Faculty of Management	Bachelor of Business Studies	Tribhuvan University	2070/09/22
3	Faculty of Education	Master of Education	Tribhuvan University	2068/02/06



### Section 3: Student Enrollment

Student enrollment is a fundamental aspect of educational institutions. It refers to the students register and are officially admitted in schools, colleges, or universities.

Below tables show the enrollment of students in different academic years based on caste / ethnic groups of students.

Table 2: Students Enrollment in Bachelor of Education (B.Ed.)

Caste/Ethnicity	Part 1	Part 2	Part 3	Part 4	Total
Brahmin	13	16	14	11	54
Chhetri	21	18	19	15	73
Dalit	5	7	6	0	18
Janajati	27	38	33	22	120
Madhesi	0	1	0	0	1
Total	66	80	72	48	266

Table 3: Students Enrollment in Bachelor of Business Studies (BBS)

Caste/Ethnicity	Part 1	Part 2	Part 3	Part 4	Total
Brahmin	4	5	2	2	13
Chhetri	6	5	1	2	14
Dalit	3	2	0	0	5
Janajati	6	7	0	1	14
Total	19	17	3	5	44

*Signature*



Table 4: Students Enrollment in Master of Education (M.Ed.)

Caste/Ethnicity	All Semester
Brahmin	14
Chhetri	15
Dalit	3
Janajati	20
Madhesi	1

#### Section 4: Pass Rate

- The B.Ed. first part 2082 - 78 students appeared in examinations, and 33 students passed the examination and passed rate is 42.30%.
- The B.Ed. Second Part 2082- total students appeared in the examination is 22 and total passed students is 12 and passed rate is 54.54%.
- Third year examination has recently been completed and result is not published
- Fourth year is ongoing no examination is held.

This record is based on book. We are preparing to upload all results into the system. So, we are compiling data from manual to recent results published on university website.

#### Section 5: Graduates

Total number of graduate students in campus is listed below.

Table 5: Total Graduates Students in 2024/25

Level	Program	Male	Female	Edj	Dalits	Total
Bachelor's Level	BBS	5	6	3	1	11
	B.Ed.	17	23	10	2	40
Master's Level	M.Ed.	3	0	2	0	3




## Section 6: Gender Parity Index (GPI)

The Gender Parity Index (GPI) is the ratio of female gross enrollment and male gross enrollment for the given level of education.

Table 6: Gender Parity Index (GPI)

S. N	Gender	Total
1	Male	129
2	Female	234
	Total	363
	GPI	1.81

Table 6 highlight gender dynamics in Sunkoshi Kalika Multiple Campus. The Gender Parity Index (GPI) is 1.81 which indicates for every male enrolled, there are 1.81 females.

## Section 7: Public Financing

Sunkoshi Kalika Multiple Campus is established in public interest with financial and material support from the community, local government, provincial government and the University Grants Commission (UGC). Based on asset and accounting records, the following contributions have been identified:

### UGC Contributions

- Building Construction: NPR 50,00,151.91
- Regular Grant (Niyamit Anudan): NPR 20,30,000
- Connectivity Support: NPR 500,000
- Equity Grants: NPR 8,00,000
- Capacity Building Training: NPR 2,00,000

### Contribution from province government.

- Koshi Province: NPR 450,000



## Section 8: Teacher and Staff Details

Table 7: Teacher and Staff Details

S. N	Name	Email	Position	Department	Remarks
1	Jiterndra Bahadur Shahi	shahijitendra49@gmail.com	Acct. Campus Chief	Academic & Teaching	
2	Min Kumar Ghimire	ghimireminkumar2041@gmail.com	Lecturer	Academic & Teaching	
3	Ganesh Prasad Luitel	ganeshluitel2@gmail.com	Lecturer	Academic & Teaching	
4	Dharma Raj Bhatta	dharmabhattach@gmail.com	Lecturer	Academic & Teaching	
5	Kaushal Ghimire	kaushalghimire437@gmail.com	Lecturer	Academic & Teaching	
6	Dev Kumari Katwal	devkumarikatuwal127@gmail.com	Lecturer	Academic & Teaching	
7	Indra Prasad Luitel	indraluitel1515@gmail.com	Lecturer	Academic & Teaching	
8	Shanti Prasad Parajuli	shantiprasadparajuli@gmail.com	Lecturer	Academic & Teaching	
9	Hari Bahadur Majhi	hbmajhi75@gmail.com	Lecturer	Academic & Teaching	Virtual Mode
10	Keshav Chauhan	chauhankeshav20@gmail.com	Lecturer	Academic & Teaching	Virtual Mode
11	Dr. Khila Nath Sapkota	khila_sapkota@yahoo.com	Lecturer	Academic & Teaching	Virtual Mode
12	Kamal Bhusal	kamalbhusal1210@gmail.com	Lecturer / Focal Person	Academic & Teaching	
13	Kamal Rana Magar	kamalranamagar234@gmail.com	Account	Account Department	
14	Gyan Kumar Pahadi	gyankumarpahadi@gmail.com	Admin	Admin Department	
15	Samjhana Kumari Khatri	samjhanakumarikhatri987@gmail.com	Librarian	Library	

*[Handwritten Signature]*



### Section 9: Student–Teacher Ratio

Total student = 363

Total teacher = 12

The reported student–teacher ratio is **30.25:1**, as per the dashboard analysis

### Section 10: Student Enrollment Trends

The factors like population growth, economic condition, government policies, migration and social attitude towards education change the student's enrollment. Student enrollment trends reflect the dynamics change of education systems.

Table 8: Students Enrollment Trends

S. N	Years (in AD)	Bachelor Level	Master Level	Total
1	2020	151	11	162
2	2021	50	36	86
3	2022	36	0	36
4	2023	38	22	60
5	2024	82	13	95
6	2025	68	18	86

### Section 11: Annex Summary

Faculty of Education – 319 students

Programs:

- Bachelor of Education – 266
- Master of Education – 53

Faculty of Management

Program:

- Bachelor of Business Studies- 44

Total Bachelor Level Students: 310

Total Master Level Students: 53



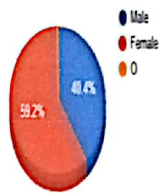
- Dashboard
- Administration
- Manage Students
- Manage Billing
- Manage Library
- Personnel Information
- Reports

### DASHBOARD

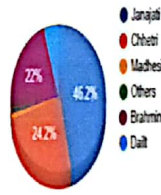
HOME / DASHBOARD

Welcome to College Management System

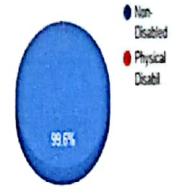
Student Gender Distribution - 2026



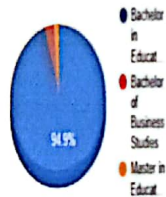
Student Educationally Disadvantaged Janajatis Distribution - 2026



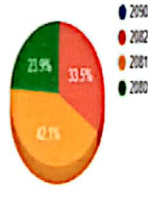
Student Disability Distribution - 2026



Student Program Wise Distribution - 2026



Student Batch Wise Distribution - 2026



Student, Dropout, Continuing and Completion Distribution of 4 Recent Batch- 2026



*Signature*



- Dashboard
- Administration
- Manage Students
- Manage Billing
- Manage Library
- Personnel Information
- Reports

### REGISTER STUDENT

HOME / STUDENT DETAILS

### STUDENT INFORMATION

#### Faculty Information

FY Year	Batch	Roll No	Registration Number	Date of Admission
2082	2090			
University	Faculty	Course	Part	
Tribhuvan University	Select Faculty	Select Faculty First	Select	

#### Personal Information

First Name	Middle Name	Last Name
First Name in Nepali	Middle Name in Nepali	Last Name in Nepali
Date of Birth(BS)	Sex	Religion
	Male	Hindu



SYSTEM CONSOLE



Student Information



Library Management



Billing System



Class Management



Exam Management



Personnel Information



Inventory Management



Assets Management



Report Module



System Setting

*Gov*

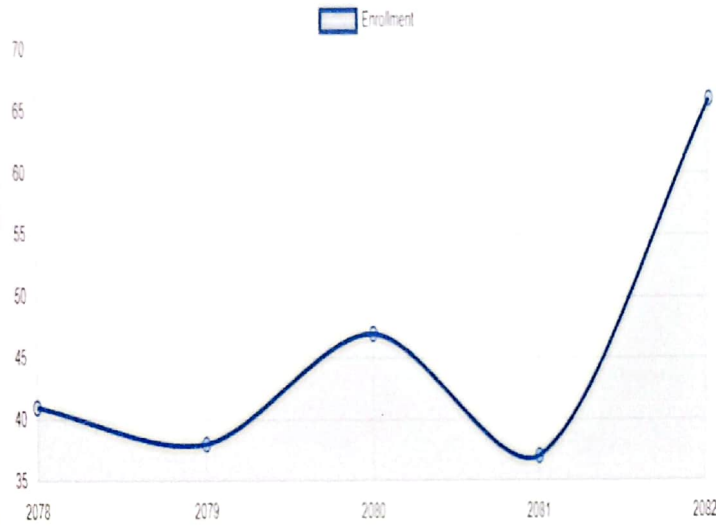





**ANALYTIC & REPORT**  
Education-ERP

- Dashboard
- Standard Report
- Student Report
- Age Distribution
- Teachers Report
- My Profile
- Logout

**Yearly Enrollment Trend**



**Faculty Distribution**



**Recent Academic Activity**

[View All](#)



- Dashboard
- Administration
- Manage Students
- Manage Billing
- Manage Library
- Personnel Information
- Reports

#	Batch	Name	RegNo	Faculty	Program	Part	Action
1	2081	TAK BAHADUR RAI	9-2-705-57-2024	Faculty of Education	Bachelor in Education	1	Manage
2	2081	SABINA KARKI	9-2-705-47-2024	Faculty of Education	Bachelor in Education	1	Manage
3	2081	DIPAK KUSHWAHA	9-2-705-17-2024	Faculty of Education	Bachelor in Education	1	Manage
4	2081	GANGA LUITEL	9-2-705-18-2024	Faculty of Education	Bachelor in Education	1	Manage
5	2081	SABINA RAI	9-2-705-48-2024	Faculty of Education	Bachelor in Education	1	Manage
6	2081	GOMA KHATRI	9-2-705-22-2024	Faculty of Education	Bachelor in Education	1	Manage
7	2081	JONIKA PARAJULI	9-2-705-23-2024	Faculty of Education	Bachelor in Education	1	Manage
8	2081	JOSIKA PARAJULI	9-2-705-24-2024	Faculty of Education	Bachelor in Education	1	Manage
9	2081	PRADIP ADHIKARI	9-2-705-37-2024	Faculty of Education	Bachelor in Education	1	Manage
10	2081	PRABHA PAHADI	9-2-705-36-2024	Faculty of Education	Bachelor in Education	1	Manage

*Handwritten signature*



- Dashboard
- Administration
- Manage Students
- Manage Billing
- Manage Library
- Personnel Information
- Reports

296	2077	DULA HARI GAUTAM	9-2-705-22-2020	Faculty of Education	Bachelor in Education	4	Manage
297	2077	DURGA BAHADUR KHADKA	9-2-705-23-2020	Faculty of Education	Bachelor in Education	4	Manage
298	2077	DURGA KUMARI GAUTAM	9-2-705-24-2020	Faculty of Education	Bachelor in Education	4	Manage
299	2077	GANESH TAMANG	9-2-705-26-2020	Faculty of Education	Bachelor in Education	4	Manage
300	2077	GITA TMSINAgI	9-2-705-27-2020	Faculty of Education	Bachelor in Education	4	Manage
301	2077	GUNARAJ GAUTAM	7-2-705- 125-2020	Faculty of Management	Bachelor of Business Studies	4	Manage
302	2077	HAKIM KUMAR SHRESTHA	7-2-705-127-2020	Faculty of Management	Bachelor of Business Studies	4	Manage
303	2077	HIMA DOLMA TAMANG	9-2-705-28-2020	Faculty of Education	Bachelor in Education	4	Manage
304	2077	JANGA BAHADUR MAGAR	9-2-705-29-2020	Faculty of Education	Bachelor in Education	4	Manage
305	2077	JYOTI LUITEL	7-2-705-122-2020	Faculty of Management	Bachelor of Business Studies	4	Manage
306	2077	KABITA THAPA MAGAR	9-2-705-30-2020	Faculty of Education	Bachelor in Education	4	Manage
307	2077	KAMALA TAMANG	9-2-705-32-2020	Faculty of Education	Bachelor in Education	4	Manage

*Gm*



Campus Logo  
**ANALYTIC & REPORT**  
 Education-ERP

- Dashboard
- Standard Report
- Age Distribution
- Student Report
- Teachers Report
- My Profile
- Logout

## Student Enrollment Report

Caste & Gender Distribution (Latest 4 Parts)



### Bachelor in Education

Caste	Part 1	Part 2	Part 3	Part 4	Total
Brahmin	29	0	19	8	56
Chhetri	26	3	23	13	65
Dailt	7	0	6	0	13
Janajati	69	1	34	18	122
Madhesi	3	0	0	0	3
Others	3	0	0	0	3

### Bachelor of Business Studies

Caste	Part 1	Part 3	Part 4	Total
Brahmin	3	1	0	4
Chhetri	1	0	0	1
Janajati	3	0	1	4
Dailt	0	1	0	1



**Campus Logo**  
**ANALYTIC & REPORT**  
 Education-ERP

- Dashboard
- Standard Report
- Age Distribution
- Student Report
- Teachers Report
- My Profile
- Logout

**Report Filters**

Financial Year  
 2081

Faculty  
 All Faculties

Filter Data  

Show 10 entries

Search:

STUDENT NAME	ROLL NO	GENDER	CASTE	FACULTY	PROGRAM
AMBIKA GAUTAM	57	F	106	Faculty of Education	Bachelor in Education
AMIT ADHIKARI	75	M	106	Faculty of Education	Bachelor in Education
AMRIT LUITEL	61	M	106	Faculty of Management	Bachelor in Business Study
ANGIL RAI	47	M	102	Faculty of Education	Bachelor in Education
ANIL TAMANG	34	F	102	Faculty of Education	Bachelor in Education
ANIMA KHATRI	37	F	107	Faculty of Education	Bachelor in Education
ANISH TAMANG	2081123	M	102	Faculty of Education	Bachelor in Education
ANISHA PAHADI	01	F	106	Faculty of Education	Bachelor in Education
ANJANA TAMANG	48	F	102	Faculty of Education	Bachelor in Education
ANJANA TIMSINA	49	F	106	Faculty of Education	Bachelor in Education

Showing 11 to 20 of 308 entries

Previous 1 **2** 3 4 5 ... 31 Next